

B17TM

SUPER BENCH



MOBILE COMBINATION BRAKE LATHE B17 SHOWN

Switching from resurfacing brake discs to drums takes merely seconds with the new Quick-Pivot cutting head.

The power plant of the B17 is a 48V DC motor which provides smooth operation and plenty of power across a wide range of disc & drum sizes. The B17 is equipped with our most advanced electronics package which tracks the number of discs and drums machined. All of that and it's mounted on a mobile heavy duty tool cabinet to safely store all your necessary adapters and accessories. You just can't beat the B17's quality, precision and innovation!

➤ **RESURFACES BRAKE DRUMS AND DISCS** to exceed OEM specs for surface finish in one pass.


➤ **QUICK-PIVOT CUTTING HEAD** No changing tooling here! Switch from drums to rotors in seconds.

➤ **NO TOOLS TO SET-UP** Levers, buttons, and knobs all operated by hand means no searching for tools.

➤ **MOBILE TOOL CABINET** stores all accessories and allows for easy cleaning and relocation of lathe.

➤ **ADAPTERS AND ACCESSORIES INCLUDED** for all passenger vehicles and light trucks.


➤ **ELECTRONIC CONTROL** With full DC servo control of feed & speed, there are no belts to change ever.



2YR
PARTS & LABOR
WARRANTY



HD Mobile Tool Cabinet




Quick-Pivot Cutting Head: Drum



Quick-Pivot Cutting Head: Disc

2 SECOND PIVOT!



Arbor Ring Lamp



Standard Adapters Included



Optional Quick-Chuck Kit



Advanced Electronics & Controls

STANDARD FEATURES

- Quick-Pivot Cutting Head
- Mobile Tool Cabinet
- Plug-in, Variable Speed DC Motor
- New Version 2.0 Electronics
- One Pass Finish Technology
- LED Arbor Ring Light & Task Light
- 2 Yr Parts & Labor Warranty

BENEFIT

- One lever design allows technician to pivot quickly between drum and disc operations
- Safely store and organize all the necessary adapters and accessories for easy movement
- Clean, smooth power for quiet operation & superior surface finishes
- Keep track of the number of discs & drums cut & has preset maintenance alerts
- DC feed motors with 11 speeds for the smoothest finishes
- Brightest lighting of any bench lathe improves tech safety and efficiency
- Machine rotors day in and day out with peace of mind (maintenance & abuse not covered)

B17 SPECIFICATIONS

Max Rotor Thickness	2.00" / 50mm
Max Rotor Face Width	3.50" / 90mm
Max Rotor Diameter	19.50" / 495mm
Max Drum Diameter	26.40" / 670mm
Max Drum Depth	5.90" / 150mm
Feed Rate	0.0016"-0.0039" [0.04-0.10mm] / rev.

Brake Type	Rotor and Drum
Spindle Speeds	Variable 100, 140, 180 RPM
Motor	750W Peak
Spindle Bearings	Taper Roller
Double Taper Arbor	Yes

